



The port reservoirs without compromise

NuPort®-CT

Implantable, venous, CECT compatible
Port Catheter Systems



PHS Medical GmbH
Ederweg 3
34277 Fuldaerbrück . Germany
Tel. +49 561 998597-0 . Fax -199
info@phs-medical.de
www.phs-medical.com

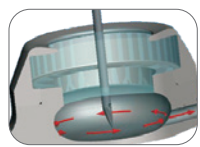
NuPort®-CT

Implantable, venous, CECT compatible
Port Catheter Systems



ISO 13485
Certified Quality System
CE 0483

The most effective solution for long-term vascular access from specialists. In order to achieve optimal flushing and flow characteristics we have intensively studied fluid mechanics in the development of the Nu-Flow chamber. The result is an optimized port chamber geometry, which creates turbine-like flow dynamics. This compact, cosmetically inconspicuous port is especially suitable for cachectic or small patients and while incorporating all the advantages of the NuPort® family. The transparent septum also makes it possible to view the chamber during implantation in order to verify the venting and flushing of the port. The tissue-compatible titanium is CECT and MRI compatible.



Port chamber

The elliptical chamber, in combination with the tangential outlet, improves flow dynamics and reduces the risk of premature occlusion.




Detection

The NuPort®-CT is characterized by its special heart shape and the hexagonal septum opening. This is also clearly shown in the X-ray image. Furthermore, the heart shape supports the blunt preparation of the port pocket during implantation.



Connection

The connection mechanism enables, via audible and tactile feedback, a secure connection of the catheter to the port base. These two detection functions ensure a safe connection is guaranteed.



Localization

The raised edge of the NuPort®-CT allows easy palpation of the port and the the septum for infusion or CT application.

The benefits at a glance

- suitable for power injection (CECT compatible)
- greatly reduced risk of occlusion and infection
- significantly improved flushing efficiency and minimal maintenance required
- facilitates blunt preparation of the port pocket
- MRI compatible up to 3 Tesla
- a variety of catheter types

Plus simplified

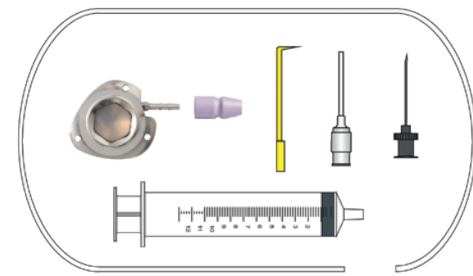
- blood product administration & blood collection
- parenteral nutrition
- high viscosity medications

NuPort®-CT Basic System

Single lumen, venous system for implantation via "cut-down" technique.

Content:

NuPort®-CT, Catheter, Catheter lock, Huber needle, Blunt tip needle (flushing), Vein lifter (pick), 10 ml syringe.

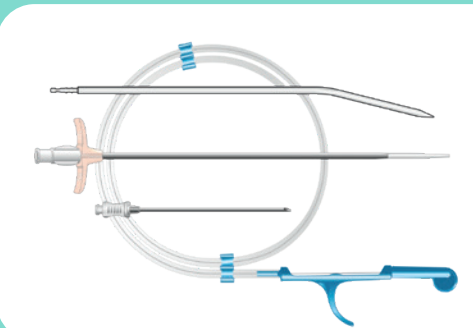


NuPort®-CT Complete Set with percutaneous introducer set

Single lumen, venous system for implantation via percutaneous technique.

Content:

NuPort®-CT, Basic system, Introducer needle Split-Sheath cannula with dilator, Guidewire with "Thumb-Feed" guide, Tunneler



Technical Data:

Material, volume, weight

Port	Titanium	Volume	~ 0.5 ml
Septum	Silicone	Weight	12.2 g


All catheters with rounded tip and length markings in 1 cm intervals up to 30 cm, radiopaque.

Flow rate and pressure in CECT application

Needle size	19 Ga	20 Ga	22 Ga
Flow rate	5 ml/s	5 ml/s	2 ml/s
Maximum pressure	300 psi/20.6 bar		

The max. flow rate or the pressure setting specified above must not be exceeded during power injection via the NuPort®-CT.

Dimensions



Ordering Information

Catheter	Size	O.D.	I.D.	Length
Polyurethane	6.6 F	2.20 mm	1.20 mm	70 cm
Polyurethane	7.5 F	2.50 mm	1.15 mm	50 cm
Silastic® silicone	8.0 F	2.67 mm	1.40 mm	50 cm
Polyurethane	9.0 F	3.00 mm	1.60 mm	50 cm
Silastic® silicone	9.6 F	3.18 mm	1.58 mm	50 cm

Ref. no. Basic System w/o Introducer Set

Ref. no. Complete Set incl. Introducer Set

CTP-066CP
CTP-075CP
CTP-008CS
CTP-009CP
CTP-096CS

CTP-066IP
CTP-075IP
CTP-008IS
CTP-009IP
CTP-096IS